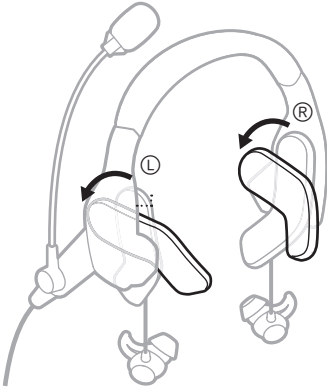


The Bose logo is displayed in a white, italicized, sans-serif font on a black rectangular background.

**PROFLIGHT SERIES 2**  
AVIATION HEADSET

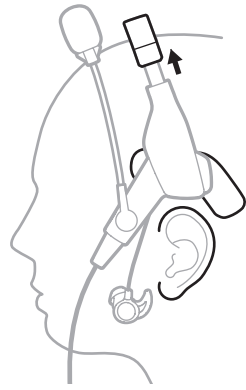
Please read and keep all safety and use instructions.

①



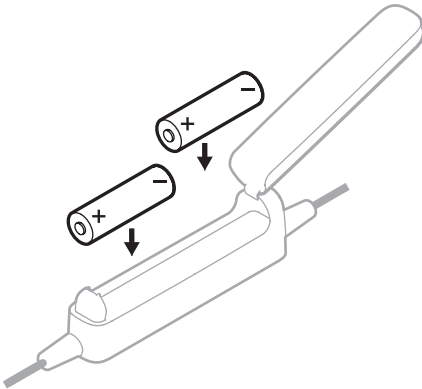
- A. Locate the left **L** and right **R** icons on the headband to orient the headset properly.
- B. Rotate the side pads into position.

②



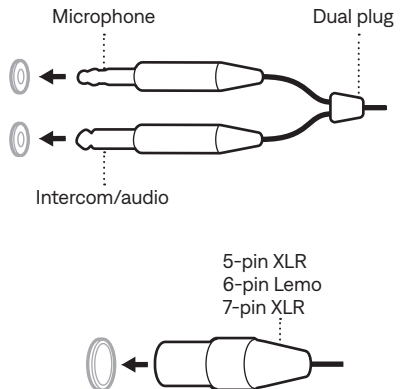
- A. Place the headset on your head.
- B. Adjust the headband so the side pads rest above your ears.

⑤



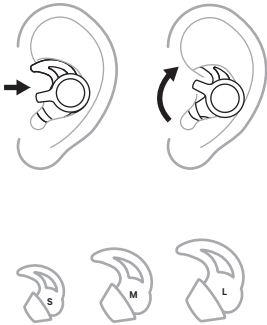
Insert the AA batteries (2) into the control module.

⑥



Insert the aircraft connector into the aircraft control panel.

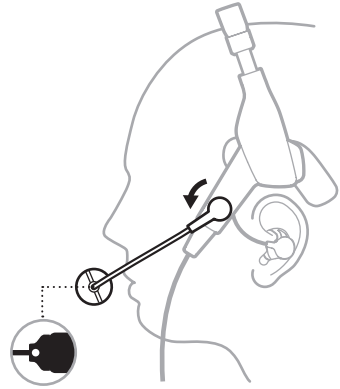
3



- A. Insert the earbuds.
- B. Tilt the earbuds back, and tuck the wing under the ear ridge until the fit is secure.

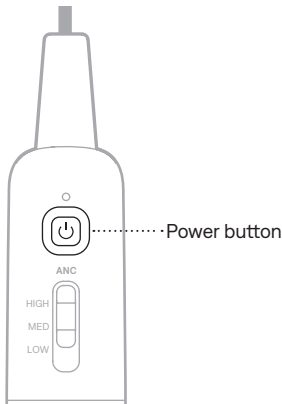
**NOTE:** Medium tips are attached. Refer to the owner's guide for more information on proper fit.


4



Grasp the microphone base, and adjust the boom so the microphone is 0.5" (12.7 mm) from your lips and the white surface on the base is facing your mouth.

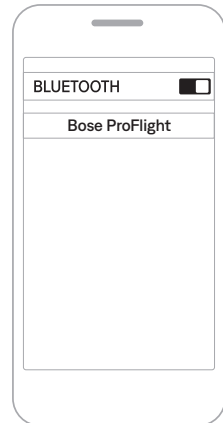
7



On the control module, press the Power button .

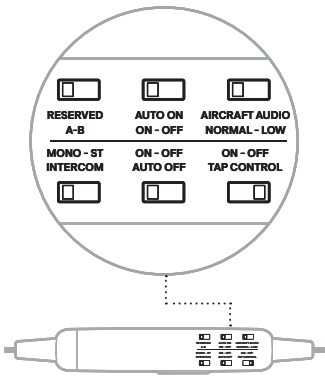
**NOTE:** For Dual plug only. For 5-pin XLR, 6-pin Lemo, and 7-pin XLR, the headset powers on automatically when connected to aircraft power.

8



Connect your mobile device.

**NOTE:** Applies to *Bluetooth®* headsets only.



## Operation switches

Reserved	Reserved for future use.
Auto on	Power on automatically when connected to aircraft power.
Aircraft audio	Set sensitivity/volume of intercom audio.
Intercom	Process audio as mono or stereo.
Auto off	Power off automatically after 3 to 45 minutes of inactivity.
Tap Control	Don't respond to Tap Control interaction.

**NOTE:** Some operation switches are not available on all models.

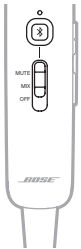
## Acoustic Noise Cancelling functions



High	Maximum quiet and noise cancellation across the entire spectrum. Best signal-to-noise ratio for radio and intercom communications in loud aircraft.
Medium	Consistent noise reduction across a wide range of frequencies. Best for clear and comfortable noise cancellation in typical jet aircraft.
Low	Best for improved interpersonal communication outside of the intercom.

**NOTE:** To set noise cancellation to Low on a single earbud, set the Tap Control switch to On, and firmly double-tap the earbud.

## Bluetooth audio priority



Mute	When an intercom signal is detected, mobile device audio is temporarily muted until intercom audio ceases.
Mix	When an intercom signal is detected, mobile device audio is mixed with intercom audio.
Off	Only intercom audio is active. <i>Bluetooth</i> functionality is disabled.

**NOTE:** Available on *Bluetooth* headsets only.

To enhance your headset experience, download the Bose Connect app.



**worldwide.Bose.com/Support/ProFlight2**



838430-0020

©2024 Bose Corporation, 100 The Mountain Road  
Framingham, MA 01701-9168 USA  
AM838430-0020 Rev. 00